

# OPzV2-1200 (2V1200Ah)

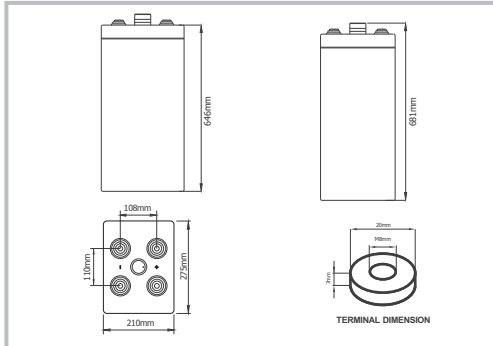


## 2V TUBULAR GEL SERIES VRLA BATTERY

The OPzV series adopts an Immobilized Gel and Tubular Positive Plate technology. It offers high reliability and stable performance. By using die-casted positive grid and patented active material formula, it exceeds the DIN standard values and offer 20+ years design life in float service. It is very suitable for cyclic use under extreme operating conditions. This series is recommended for telecom outdoor applications, renewable energy systems and other harsh environment applications.



### DIMENSIONS



**2V**

**1200Ah**

**Tubular Gel**

**20 years design life**

### SPECIFICATIONS

Nominal Voltage (V)	2
Designed Floating Life (20°C)	20+ Years
Nominal Capacity (20°C)	1200 Ah @ C <sub>10</sub> (to 1.80Vpc)
Dimensions	L275mm × W210mm × H681mm
Approx. Weight	82 kg (180 lbs)
Terminal Type	Female Copper Insert M8 (torque:10~12N.m)
Internal Resistance	Approx. 0.35mOhm (fully charged @ 20°C)
Max. Charge Current	240 A
Max. Discharge Current (5S)	2500 A
Short Circuit Current	6400 A
Self Discharge	Approx. 2% per month @ 20°C
Ambient Temperature	Discharge: -40~60°C Charge: -15~50°C Storage: -15~40°C
Float Charge Voltage (20~25°C)	2.25-2.29V (-3mV / °C/ cell)
Equalize Charge Voltage (20~25°C)	2.35-2.40V (-5mV / °C/ cell)
Container Material	ABS(UL94-V0 optional)

ISO9001

ISO14001

**Complied standards**

- IEC 60896-21/22
- DIN40742
- IEC61427
- YD/T1360
- Eurobat guide, long life
- BS6290 part 4
- UL1989

### BATTERY DISCHARGE TABLE

Constant Current Discharge Characteristics: Amps (20°C)									
F.V./Time	10m in	15m in	30m in	1h	2h	3h	5h	8h	10h
1.90V	429	417	390	328	280	235	174	125	103
1.87V	585	546	484	382	314	259	189	132	109
1.85V	673	616	530	417	346	279	201	138	113
1.83V	784	686	573	460	369	294	206	143	115
1.80V	877	796	642	507	389	309	210	145	120
1.75V	930	874	753	552	407	318	214	147	121
1.70V	1012	959	827	583	422	323	218	149	123
1.65V	1182	1080	901	620	434	329	222	152	126
1.60V	1287	1186	956	640	443	335	227	155	128

Constant Power Discharge Characteristics: W/cell (20°C)									
F.V./Time	10m in	15m in	30m in	1h	2h	3h	5h	8h	10h
1.90V	829	808	759	643	554	468	349	251	208
1.87V	1108	1038	927	738	613	510	375	264	218
1.85V	1257	1156	1003	797	668	543	395	274	225
1.83V	1447	1273	1071	869	705	568	400	280	227
1.80V	1597	1455	1184	946	736	589	404	281	229
1.75V	1665	1572	1369	1015	757	596	406	282	233
1.70V	1787	1703	1483	1058	777	601	409	284	236
1.65V	2050	1887	1592	1110	790	605	413	285	238
1.60V	2188	2030	1656	1126	794	606	417	288	240

### PARAMETERS FOR SOLAR & WIND APPLICATIONS

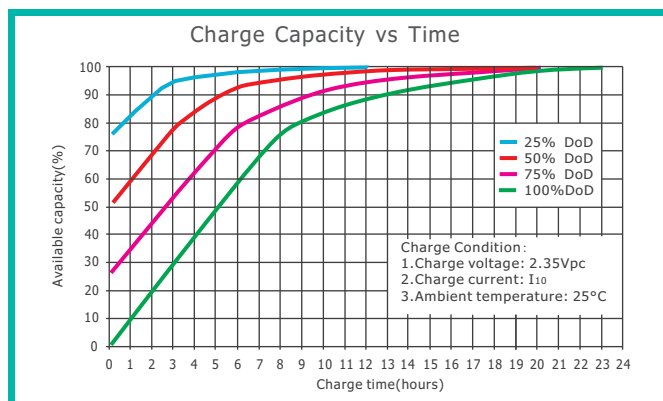
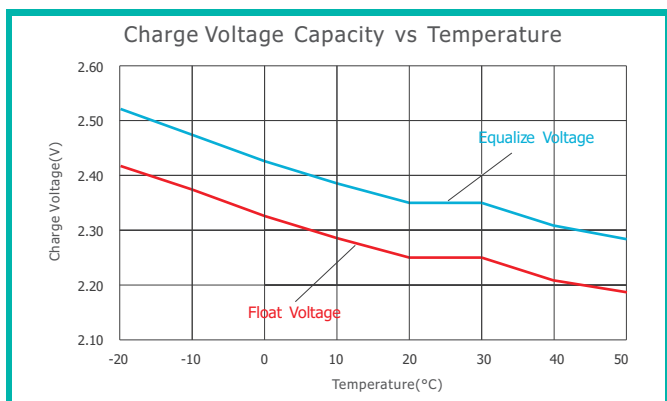
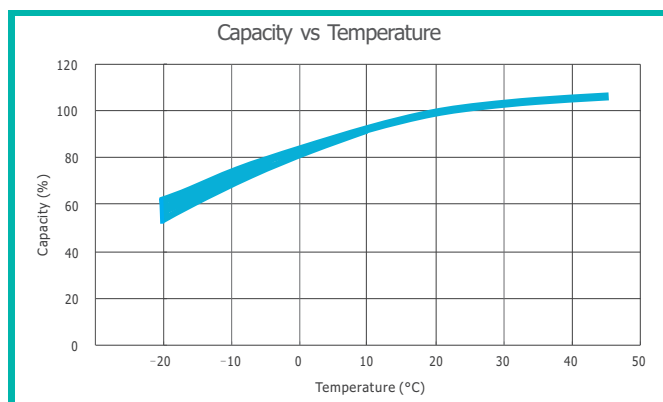
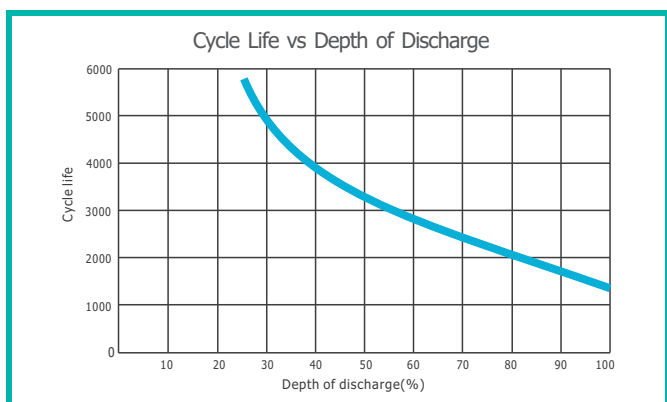
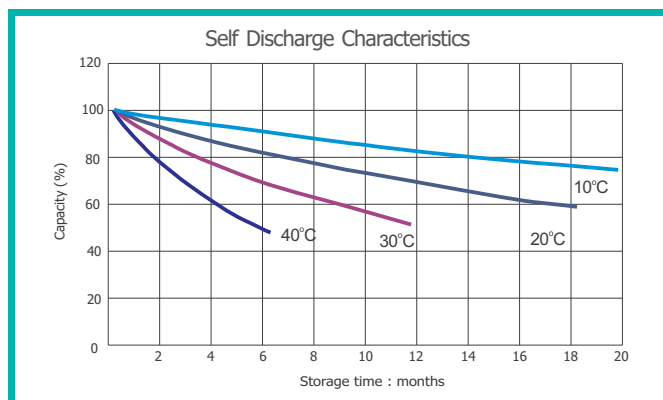
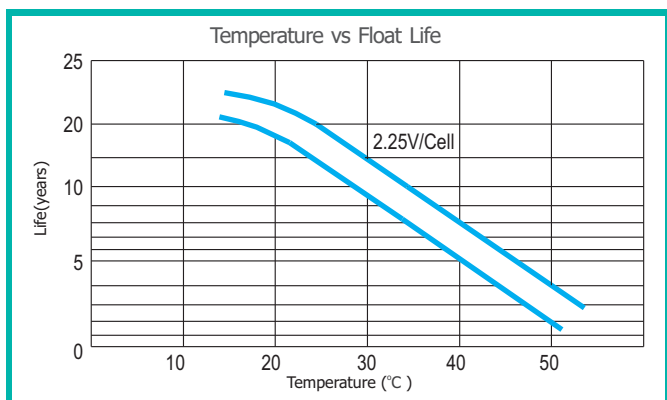
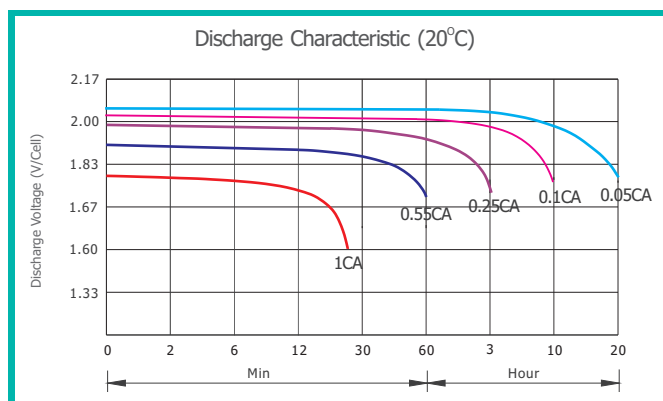
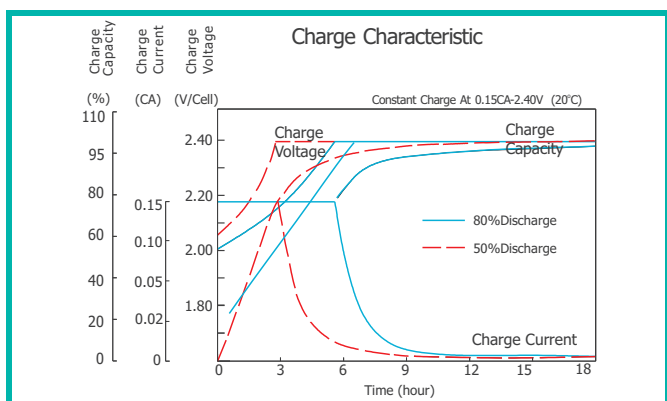
Long time discharge capacity for Solar & Wind applications

Capacity	C <sub>20</sub> (Ah)	C <sub>24</sub> (Ah)	C <sub>48</sub> (Ah)	C <sub>72</sub> (Ah)	C <sub>100</sub> (Ah)	C <sub>120</sub> (Ah)	C <sub>240</sub> (Ah)
OPzV2-1200	1296	1320	1380	1440	1500	1524	1560
Final Voltage	1.80V / 1.85V						

### Solar & Wind applications parameters settings

Over voltage disconnect:	2.45±0.01V/cell @ 20~25°C
Regulation/equalize voltage:	2.40±0.01V/cell @ 20~25°C
Array reconnection voltage:	2.25±0.005V/cell @ 20~25°C
Float voltage setting:	2.27±0.005V/cell @ 20~25°C
Low voltage alarm voltage:	1.95±0.005V/cell @ 20~25°C
Low voltage disconnect:	1.90±0.005V/cell @ 20~25°C
Load reconnect voltage:	2.09±0.01V/cell @ 20~25°C
Temp. compensate coefficient:	-5mV/cell/°C

## CHARACTERISTICS



### FINAL VOLTAGE SETTINGS RECOMMENDED ACCORDING TO THE DISCHARGE CURRENT

Discharge Current I (A)	I < 0.05C	0.05C ≤ I < 0.08C	0.08C ≤ I < 0.2C	0.2C ≤ I < 0.6C	0.6C ≤ I < 1.0C	1C ≤ I ≤ 2C
Final of Voltage	≥1.90 Vpc	≥1.85 Vpc	≥1.80 Vpc	≥1.75 Vpc	≥1.7 Vpc	≥1.6 Vpc